



premaVidya  
an SVYM initiative  
*"Pedagogy for progress through education"*



# SVYM Nukkehalli Project

January-May 2015

**CONTENTS**

Contents	2
REPORT FLOW AND STRUCTURE	3
KEY UPDATES FOR THE REPORTING PERIOD	3
SCOPE & COVERAGE (TABLE 1)	3
ACTION OUTCOMES (Jan'15-may'15)	4
REGULAR SDLC SESSIONS AND REMEDIAL CLASSES (TABLE 2)	5
PREPARATORY ANALYSIS OF CLASS 10 (TABLE 3)	6
SSLC BOARD EXAM RESULTS** COMPARISON (2013-14 AND 2014-15) (TABLE 4)	7
ACTION PLAN FOR UPCOMING REPORTING PERIOD	8
ANNEXURE (STUDENT WISE SSLC MARKS and RESULT)	8
SSLC RESULTS 2014-15	11
SSLC RESULTS 2013-14	11

## REPORT FLOW AND STRUCTURE

---

The report is a capture of Jan-May updates and overview of the key activities conducted in SVYM-NUGGEHALLI project at Nuggehalli High school. The report contains the following sections;

- Key updates for the reporting period January'15 – May'15
- Scope and coverage which contains details on number of students covered under the program across 8<sup>th</sup>, 9<sup>th</sup> and 10<sup>th</sup> grades
- Action outcomes with description of all key activities

## KEY UPDATES FOR THE REPORTING PERIOD

---

- Regular Digital classes, practice and revision classes
- Analysis of preparatory exam results
- Analysis of SSLC Board exam results

## SCOPE & COVERAGE (TABLE 1)

---

<b>School Name</b>	<b>Nuggehalli School</b>		
<b>Grade</b>	8th	9th	10th
<b># of Students</b>	40	48	72

## ACTION OUTCOMES (JAN'15-MAY'15)

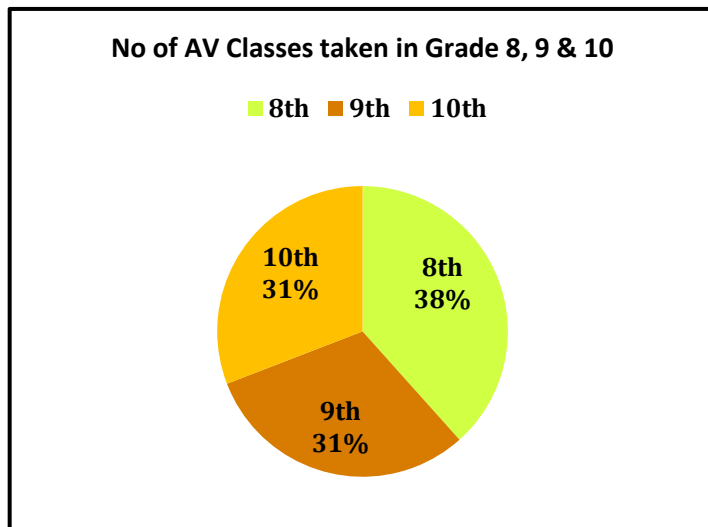
Sl.No	Status	Schedule	Description	Remarks
1	Digital classes (SDLC)	Completed	Around 388, 311 and 312 across 8 <sup>th</sup> , 9th and 10th digital classes have been conducted for the reporting period.	Digital classes have been conducted In SVYM SDLC center. Along with this 10 <sup>th</sup> std group study, motivation classes, work book practice, revision classes were conducted
2	group study, motivation classes, work book practice, revision classes were conducted	Completed		
3	Preparatory results analysis	Completed	Preparatory results was collected and analysed	<b>Details in Table 3</b>

## REGULAR SDLC SESSIONS AND REMEDIAL CLASSES (TABLE 2)

---

---

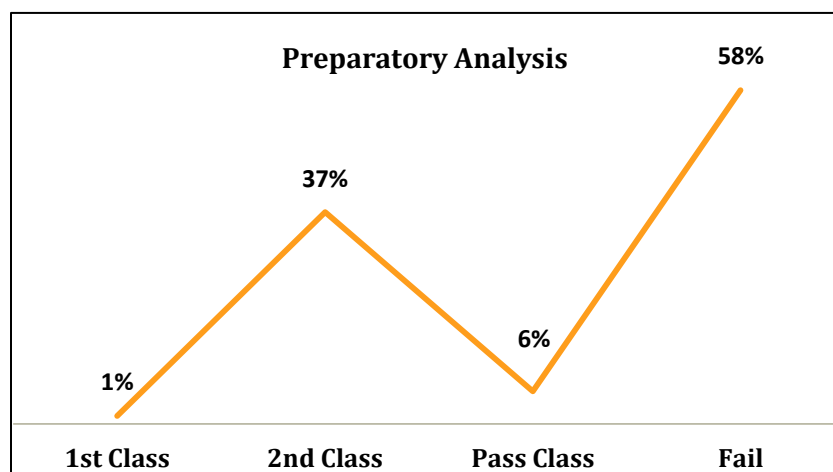
Grade	8th	9th	10th	Total
# of Periods	388	311	312	1011

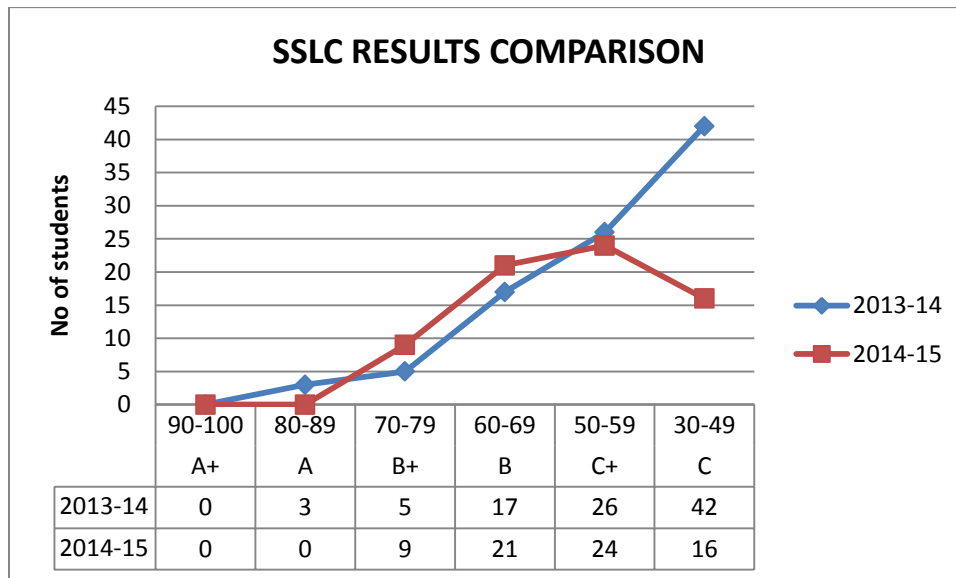


## PREPARATORY ANALYSIS OF CLASS 10 (TABLE 3)

# of Students	# of Appeared	# of Absentees	# of Passed
72	71	1	31

# Of Students	1 <sup>st</sup> Class	2nd Class	Pass Class	Fail
71	1	26	4	41



SSLC BOARD EXAM RESULTS\*\*<sup>1</sup> COMPARISON (2013-14 AND 2014-15) (TABLE 4)

	A+	A	B+	B	C+	C	Total
Year/percentage	90-100	80-89	70-79	60-69	50-59	30-49	
2013-14	0	3	5	17	26	42	93
%	0	3.22	5.37	18.27	27.95	45.16	
2014-15	0	0	9	21	24	16	70
%	0	0	12.85	30	34.28	22.85	

*There is significant improvement of 6.63% in B+ and 11.73 in B Category of results from 2013-14 to 2014-15.*

<sup>1</sup> Detailed analysis is enclosed in Annexure

## ACTION PLAN FOR UPCOMING REPORTING PERIOD

Month	Activities
Planning for next year activities	May
Bridge course for building foundation competencies	June
SDLC classes	July

## ANNEXURE (STUDENT WISE SSLC MARKS AND RESULT)

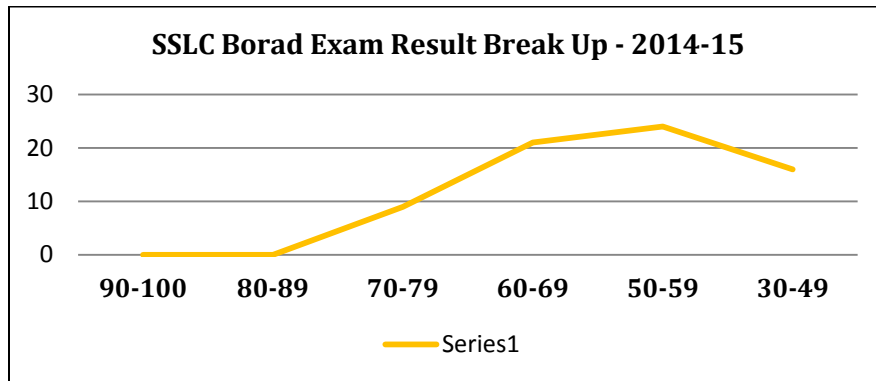
Student Name	Register Number	Kan	Eng	Hin	Maths	Science	Social	Total	%	Result
Abdul Sharuk	20150373928	99	46	71	52	63	60	391	63%	Pass
Abhilash	20150373929	91	45	58	47	57	53	351	56%	Pass
Anil S L	20150373940	58	43	41	37	42	55	276	44%	Pass
Harshith Kumar J K	20150374036	105	73	86	44	56	73	437	70%	Pass
Aruna	20150373953	100	45	91	48	61	88	433	69%	Pass
Asha B N	20150373955	79	46	60	40	44	75	344	55%	Pass
Balaji S V	20150373959	86	45	54	58	51	52	346	55%	Pass
Basavaraj S R	20150373966	57	41	48	41	44	57	288	46%	Pass
Bharath V M	20150373974	43	24	42	34	44	45	232	37%	Fail
Bharathi N S	20150373976	83	40	38	37	45	55	298	48%	Pass
Chandan R	20150373995	73	40	44	38	44	45	284	45%	Pass
Cheluva S S	20150373999	86	40	47	38	56	48	315	50%	Pass
Dayananda J N	20150374007	101	44	52	72	44	64	377	60%	Pass
Dharshini V S	20150374006	54	44	42	27	16	52	235	38%	Fail
Dilip	20150374015	30	25	42	41	30	40	208	33%	Fail



<b>Firoz Khan</b>	20150374022	84	52	79	62	57	63	397	64%	Pass
<b>Gangadhara A N</b>	20150374025	70	51	43	44	40	62	310	50%	Pass
<b>Girija C N</b>	20150374026	98	53	54	41	40	72	358	57%	Pass
<b>Jithendra</b>	20150374043	35	28	41	32	47	51	234	37%	Fail
<b>Kavitha H N</b>	20150374047	86	42	55	45	47	60	335	54%	Pass
<b>Kiran V N</b>	20150374052	91	41	52	52	54	72	362	58%	Pass
<b>Manu V V</b>	20150374052	116	40	64	38	46	44	348	56%	Pass
<b>Mohammed Asif</b>	20150374083	86	51	85	47	49	45	363	58%	Pass
<b>Mohan Kumar N S</b>	20150374085	114	55	88	45	72	68	442	71%	Pass
<b>Nagesh S N</b>	20150374126	74	46	64	57	47	50	338	54%	Pass
<b>Pooja</b>	20150374116	104	51	69	43	55	65	387	62%	Pass
<b>Punith</b>	20150374141	54	44	42	40	41	41	262	42%	Pass
<b>Rajesh A R</b>	20150374146	97	40	72	63	44	68	384	61%	Pass
<b>Richard Sandesh</b>	20150374168	112	41	80	50	63	84	430	69%	Pass
<b>Rohan A S</b>	20150374169	109	44	72	52	47	76	400	64%	Pass
<b>Roinaz</b>	20150374170	108	50	76	49	64	76	423	68%	Pass
<b>Sagar H M</b>	20150374185	72	55	53	47	55	68	350	56%	Pass
<b>Sanjaya Gowda N R</b>	20150374197	91	50	44	62	51	85	383	61%	Pass
<b>Santhosh S</b>	20150374200	81	40	55	46	47	63	332	53%	Pass
<b>Shivashankar A M</b>	20150374215	36	44	44	32	25	41	222	36%	Fail
<b>Sunil V L</b>	20150374243	114	67	87	49	65	63	445	71%	Pass
<b>Thyagaraju</b>	20150374256	83	46	60	46	44	61	340	54%	Pass
<b>Umesh</b>	20150374258	37	45	42	37	28	45	234	37%	Fail
<b>Varalakshmi</b>	20150374261	93	47	74	38	40	62	354	57%	Pass
<b>Varun</b>	20150374262	82	43	44	46	47	54	316	51%	Pass
<b>Veena</b>	20150374266	103	57	67	38	49	82	396	63%	Pass
<b>Vijay M M</b>	20150374270	80	41	43	38	39	67	308	49%	Pass

<b>Vinay M M</b>	20150374271	56	44	42	26	29	61	258	41%	Fail
<b>Vishwanath V N</b>	20150374278	71	44	61	47	45	66	334	53%	Pass
<b>Yashsvini</b>	20150374280	83	57	76	51	49	53	369	59%	Pass
<b>Shashank S</b>	20150374212	44	44	52	34	27	42	243	39%	Fail
<b>Rahul M T</b>	2015037414	75	40	52	42	39	66	314	50%	Pass
<b>Aisha Siddiq</b>	20150373938	91	45	88	42	50	54	370	59%	Pass
<b>Anju Muskan</b>	20150373944	79	50	71	41	43	52	336	54%	Pass
<b>Asi Masulthan</b>	20150373954	98	48	90	48	44	56	384	61%	Pass
<b>Chandan H I</b>	20150373993	116	67	96	60	57	72	468	75%	Pass
<b>Gaganashree N S</b>	20150374023	106	66	92	68	68	85	485	78%	Pass
<b>Sahana N N</b>	20150374190	109	69	84	50	48	64	424	68%	Pass
<b>Sunera</b>	20150374240	123	78	97	63	68	66	495	79%	Pass
<b>Sushma N B</b>	20150374245	115	71	85	62	57	88	478	76%	Pass
<b>Swathi N M</b>	20150374248	98	55	84	49	45	73	404	65%	Pass
<b>Vidyashree G M</b>	20150374269	80	50	74	48	46	61	359	57%	Pass
<b>Abhishek J S</b>	20150373932	77	47	57	39	38	49	307	49%	Pass
<b>Darshan J S</b>	20150374004	89	52	67	44	39	48	339	54%	Pass
<b>Dharmaraja K N</b>	20150374012	88	53	74	41	47	69	372	60%	Pass
<b>Ganesh V R</b>	20150374024	90	55	58	50	49	71	373	60%	Pass
<b>Gururaj R</b>	20150374033	78	70	82	58	51	87	426	68%	Pass
<b>Manjunath K</b>	20150374071	89	56	71	38	49	72	375	60%	Pass
<b>Nagaraj S</b>	20150374090	115	58	90	54	57	53	427	68%	Pass
<b>Prathap S D</b>	20150374128	112	59	76	63	65	71	446	71%	Pass
<b>Ranjan N D</b>	20150374159	57	59	38	48	38	43	283	45%	Pass
<b>Sachin H D</b>	20150374178	69	63	52	38	44	45	311	50%	Pass
<b>Umashankar J K</b>	20150374257	113	60	82	40	62	91	448	72%	Pass
<b>Yashas N S</b>	20150374279	84	61	66	77	45	58	391	63%	Pass
<b>Gurumurthy</b>	20150374032	80	61	69	41	44	64	359	63%	Pass

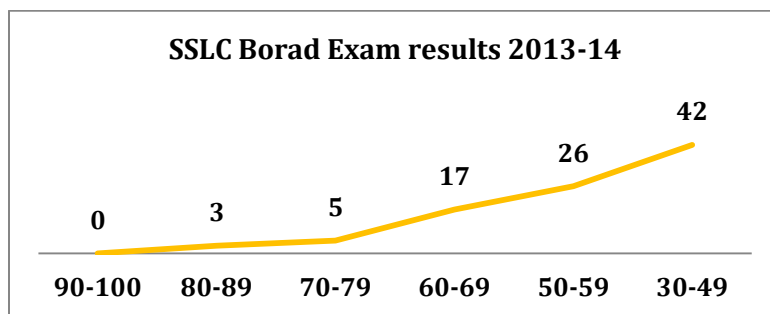
## SSLC RESULTS 2014-15



Strength	Appeared	Absent	Passed	Failed
72	70	2	62	8

90-100	80-89	70-79	60-69	50-59	30-49
0	0	9	21	24	16
A+	A	B+	B	C+	C

## SSLC RESULTS 2013-14



90-100	80-89	70-79	60-69	50-59	30-49
0	3	5	17	26	42
A+	A	B+	B	C+	C